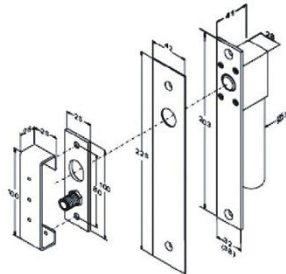




## Electric bolt lock series



**1096**



### MX-1096

Size: L200 x W32 x H39.5mm

Weight: 900g

Operating limit: 100,000 times

Power input: 12V

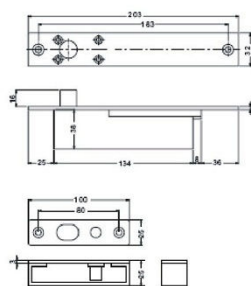
Working current: 440mA

Application: Wood door, metal door, glass door, fire door

Safety method: Power off to open



**1096A**



### MX-1096A MX-1096AF MX-1096AS

Size: L200 x W32 x H39.5 mm

Weight: 1000g

Operating limit: 100,000 times

Power input: 12V

Time delay: 3-6-9 seconds adjustable

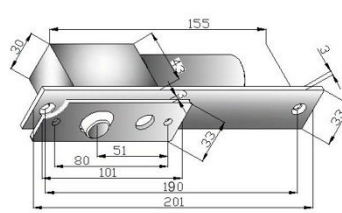
Working current: 0.12A

Application: Wood door, metal door, glass door, fire door

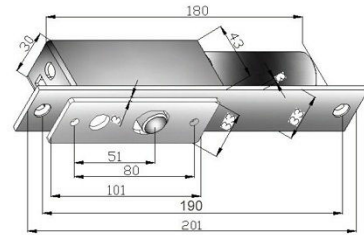
Safety method: Power off to open



**1096AF(L) lock situation monitoring**  
**1096AF (D) door situation monitoring**



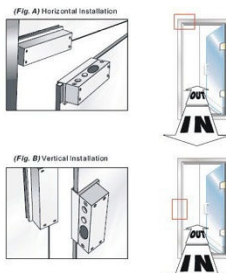
**1096 Installation Chart(mm)**



**1096A series Installation Chart(mm)**



**1096AW**



### MX-1096AW

Size: L153 x W54 x H41mm

Operating limit: 100,000 times

Power input: 12V

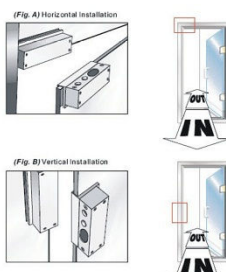
Working current: 440mA

Application: Fully frameless glass door

Safety method: Power off to open



**Bolt Bracket**



### Bolt Bracket U1

Size: L81 x W50 x H30mm

Weight: 220g

Material: Aluminum alloy

Application: Glass door

Suitable for all electric bolts

#### Remarks:

MX-1096: 2 wire

MX-1096A: 2 wire, time delay

MX-1096AF(D): 4 wire (power+/power-/door sensor 1/door sensor 2)

MX-1096AF(L): 5 wire (power+/power-/bolt sensor NO/bolt sensor NC/ bolt sensor COM)

MX-1096AS: 8 wire (power+/power-/door sensor NO/NC/COM/ bolt sensor NO/NC/COM)